



COMPETITION

playwaze

**Member
User Manual
21/22**



Contents

1. Child Account

- a. Register a Child as a Member of SHA.....3

2. Adult Account

- a. Register Yourself as a Member of SHA.....7

3. Using Playwaze

- a. Accessing Squad Information.....11

- b. Update 'My Details'.....12

Appendix 1. How to register once have an ITC



All players must be registered as a SHA Member to be eligible to play for a team in SHA Leagues or Competition

1. CHILD ACCOUNT

a. Register A Child As A SHA Member

Login or [Create an Account](#)

First Name
Enter your first name

Last Name
Enter your last name

Email
Enter your email address

Password
(must contain 7 letters and a symbol)

Confirm Password
(must contain 7 letters and a symbol)

I agree to the [Playwaze Privacy Policy](#).

I would like to receive special offers and promotions from Playwaze.

[Add a linked child account?](#)
Add child account

[Register](#)

[Privacy Policy](#)

1. Go to <https://playwaze.com>

2. Click on the "Create an Account"

3. Fill out **your** details and click on "Add Child Account"

Child Accounts ⁺

First Name
First Name *

Last Name
Second Name *

4. Fill out **your** child's details & click "Register"




Welcome to *playwaze*

online home of sport and activity. If you're here to get involved, click [Search Playwaze](#) to find and join a team. If you're here to organise, click [Register as a Provider](#) to set up a community.

[+ Register as a provider](#) [Search Playwaze](#)

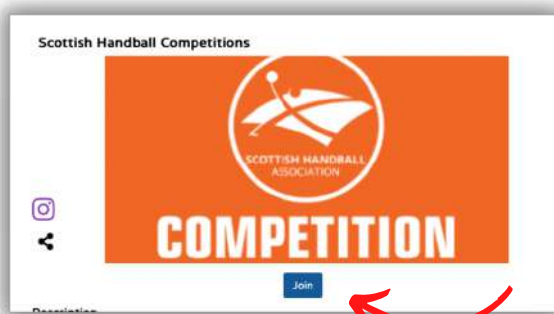
5. Click "Search Playwaze"



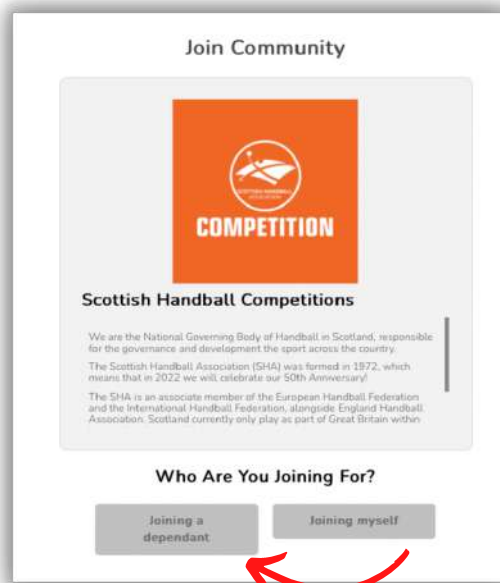


5. Type "Scottish Handball" and then click "Find Organisations/Providers"

6. Once searched, click "Scottish Handball Competitions"



7. Then click "Join"



8. Click 'Joining A Dependant'

Scottish Handball Competitions

Who would you like to book as?

Your Name

Your Child's Name

Add a new child or dependent

8. Click "Your Child's Name"

Details

Sex *

Date of Birth *

Firstname *

What is your role? Please select all that are relevant *

SHA/Club *

Please select your ethnicity *

Disability: Impairment or Long-Term Health Condition *

Disabilities *

Please select your club *

9. Enter **your child's** details.

Memberships

This community has some promoted memberships that you may want to acquire.

Senior Membership

Get

Youth Membership

Get

Mini Player Membership

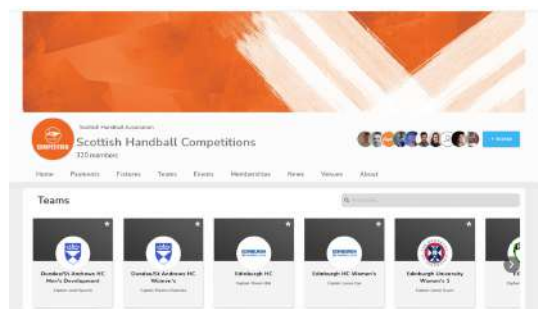
Get

Skip

10. You will be able to choose a Youth or Mini Player SHA membership in the next step.

(There are currently technical difficulties with this step)

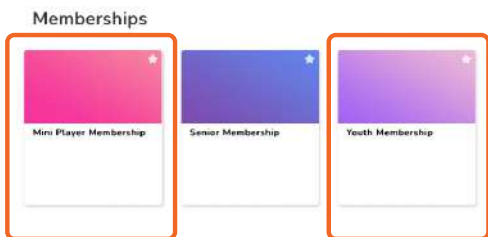
Please Click SKIP



9. You will arrive at the SHA Playwaze Home Page.

Scroll down to 'Memberships'

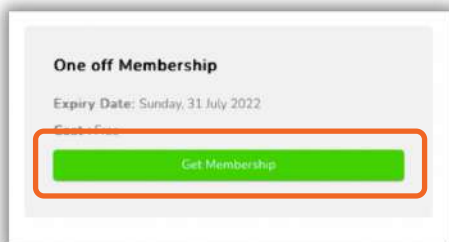




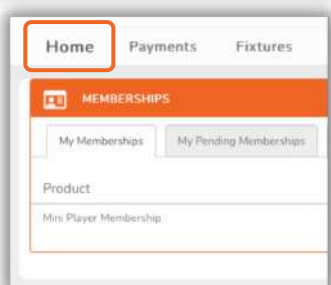
10. Choose a Youth or Mini Player Membership.

On October 1st:

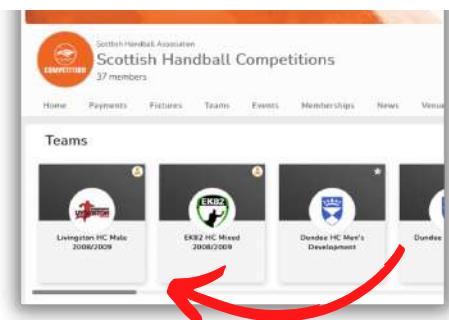
- Youth Membership - Aged 12 - 15
- Mini Player Membership - Aged 11 & below



11. Click "Get Membership"

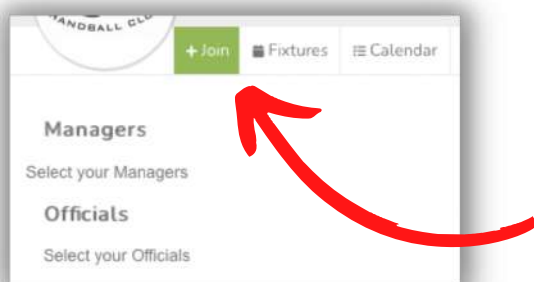


12. Click "Home"



13. Then scroll across to find your child's team. Please ensure you select the correct team.

E.g. if your child plays in the 'Livingston 2008/2009' team please select that team rather than just for 'Livingston HC'



14. Click on your child's team and Click Join

**You have completed your child's registration!
Download the app and sign into your account for on the go fixtures and results!**

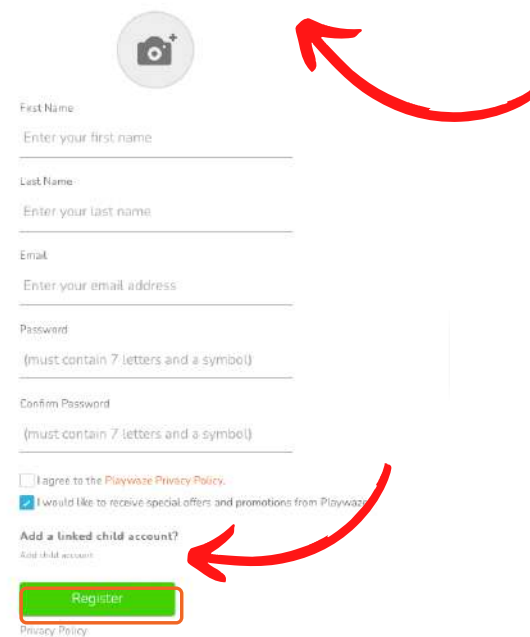


Important Information

All players must be registered as a SHA Member to be eligible to play for a team in SHA Leagues or Competition

1. ADULT ACCOUNT

Login or [Create an Account](#)



I agree to the [Playwaze Privacy Policy](#).

 I would like to receive special offers and promotions from Playwaze.

Add a linked child account?


Add child account


[Privacy Policy](#)

1. Go to <https://playwaze.com>

2. Click on the "Create an Account"

3. Fill out **your** details 'Register'





 Welcome to *playwaze*

online home of sport and activity. If you're here to get involved, click **Search Playwaze** to find and join in. To organise, click **Register as a Provider** to set up a community.

5. Click "Search Playwaze"

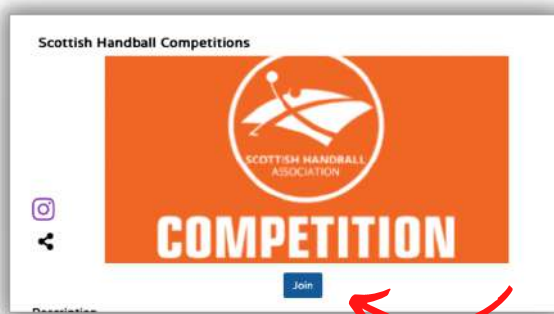


COMPETITION

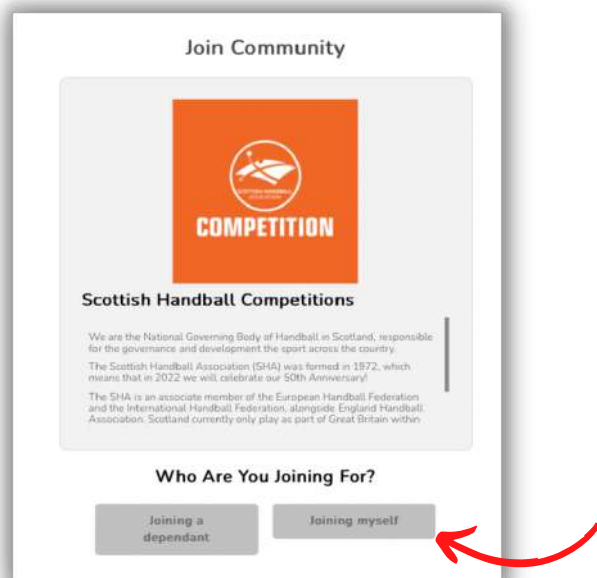


5. Type "Scottish Handball" and then click "Find Organisations/Providers"

6. Once searched, click "Scottish Handball Competitions"



7. Then click "Join"



8. Click 'Joining Myself'

The screenshot shows a 'Details' form with the following fields: 'Name *' (text input), 'Date of Birth *' (calendar icon), 'Password *' (password input), 'What is your role? Please select all that apply.' (checkboxes), 'Club/Club' (text input), 'Please select your club *' (dropdown menu), 'Disability Statement in Long-Term Health Condition *' (checkboxes), and 'Please select your club *' (dropdown menu).

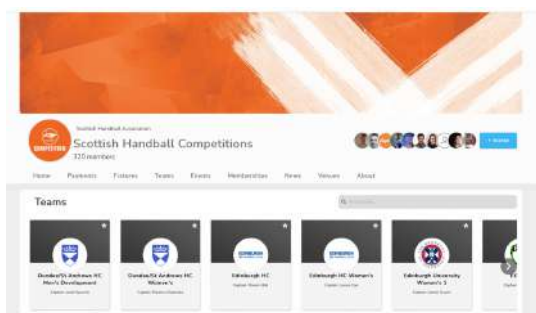
9. Enter **your** details.

The screenshot shows a 'Memberships' page with the text: 'This community has some promoted memberships that you may want to acquire.' Below this are three membership options, each with a 'Get' button: 'Senior Membership', 'Youth Membership', and 'Mini Player Membership'. At the bottom, there is a 'Skip' button, which is highlighted with a red rectangular box and a red arrow pointing to it from the right.

10. You will be able to choose a Senior SHA membership in the next step.

(There are currently technical difficulties with this step)

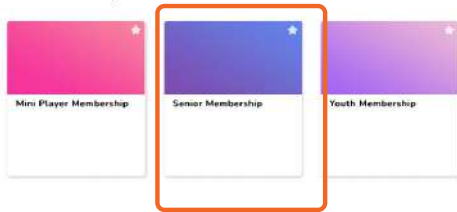
Please Click SKIP



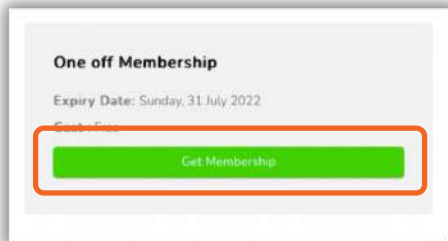
9. You will arrive at the SHA Playwaze Home Page.

Scroll down to 'Memberships'

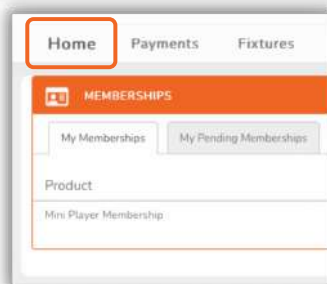
Memberships



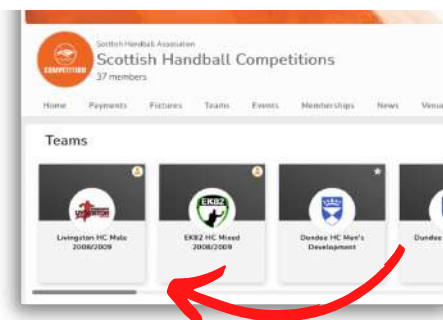
10. Choose a Senior membership



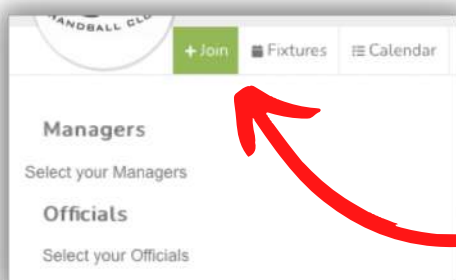
11. Click "Get Membership"



12. Click "Home"



13. Then scroll across to find your team.



14. Click on your team and Click Join

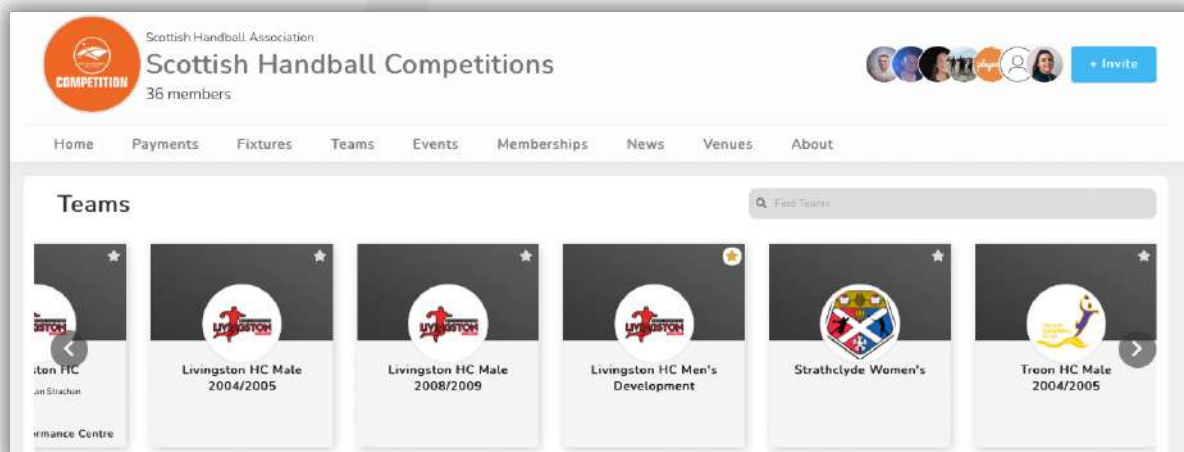
You have completed your registration! Download the app and sign into your account for on the go fixtures and results!



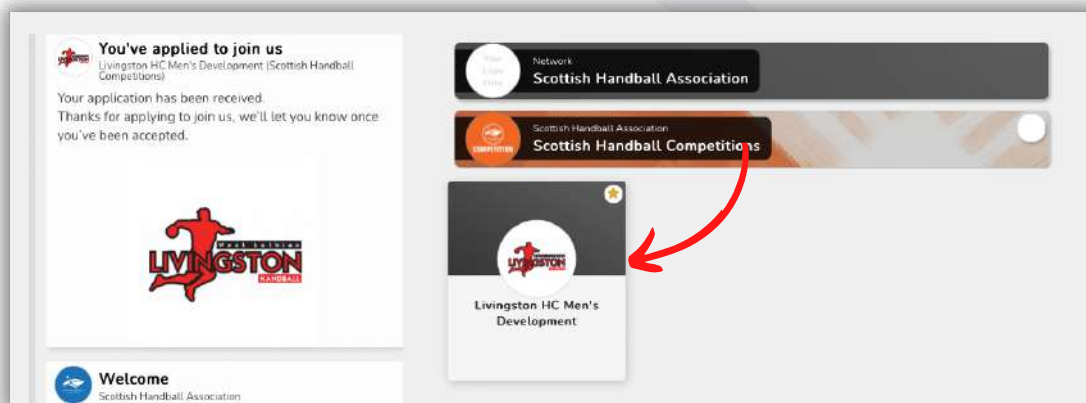
3. Using Playwaze

a. Accessing Squad Information

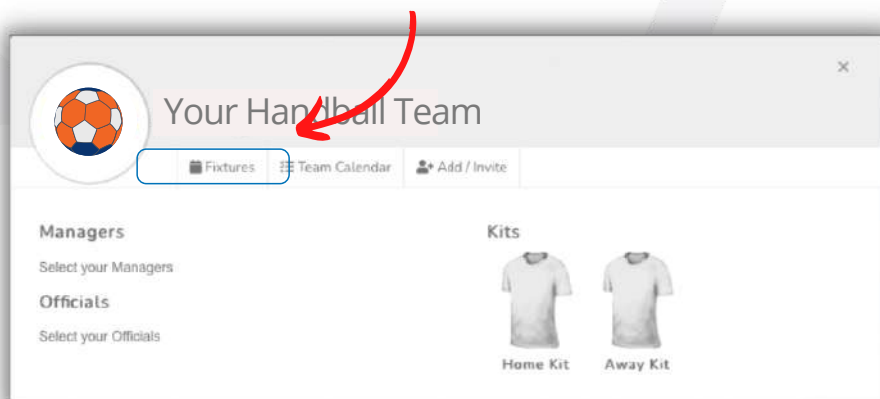
1. You can star teams which you are in by clicking the right hand side of the team.



1. On your homepage you can quick access your team



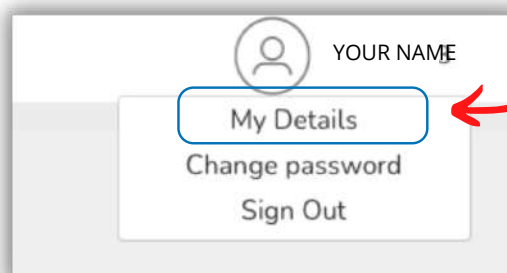
3. Click on your team and the following screen should appear. You can then check your fixtures by clicking here



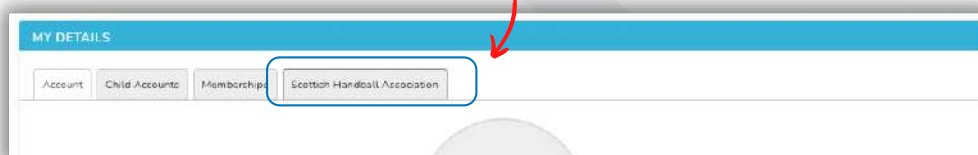
b. Update 'My Details'

1. You're able to change the details you uploaded in the initial registration section. If, for example, you have made a mistake you are able to update this on the system.


1. Click on My Details



2. Click on Scottish Handball Association



3. Click on the pencil to edit your information



4. Edit your details & remember to click **Save!**

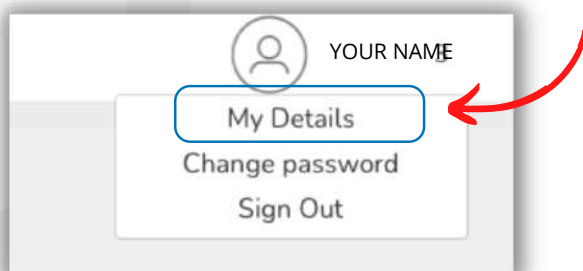


APPENDIX 1.

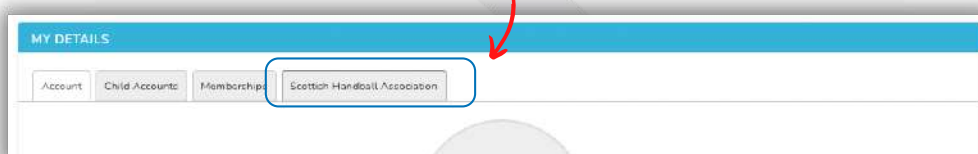
International Transfer Certificate

If you wish to take part in SHA Senior Leagues and **DO NOT** have a British Passport, you must apply for an International Transfer Certificate (ITC). Click [here](#) to find out how to apply.

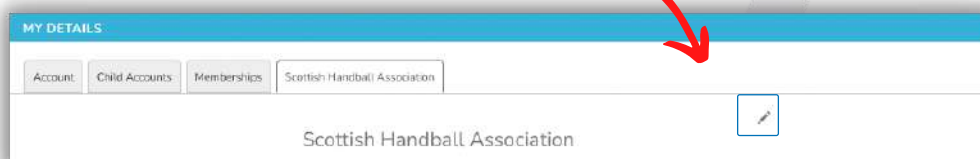
1. Once you have received your ITC you must change your settings in 'My Details'. Log in, and click on your name at the top of the Playwaze Homepage. Then click on 'My Details'.



2. Click on Scottish Handball Association



3. Click on the pencil to edit your information



4. Scroll down to the ITC question and change to "No, I Have One".



5. Remember to click **Save!** You can now go back and follow the steps in the **Register Yourself as a SHA Member** section of the guide to complete your registration.

